


O.R.I.A.

Osservatorio Ricerca e Innovazione Aziendale
Seduta del 04.11.09




Risorse



Burocrazia

DIPARTIMENTO DI MEDICINA INTERNA.....
UNITA' OPERATIVA DI ANGIOLOGIA



L'arte del fai da te

CENTRO STUDI ANGIOLOGIA

- Referente Organizzativo: I.P. Arduini Morena
- Data Manager e Gestione Data Base = in corso concorso
- Medici: Dr. Ghirarduzzi, Dr. Iotti, Dr.ssa Landini, Dr.ssa Ugolotti, Dr.ssa Corradini.
- Incontri periodici del Mercoledì con discussione linee guida, protocolli di studio

RE-ANGIONET: Studi di Angiologia - Dott. Angelo Ghirarduzzi - dati - statistiche - forum - Microsoft Internet Explorer

File Modifica Visualizza Preferiti Strumenti ?

← Indietro → ↻ Cerca 📁 Preferiti 🎵 Multimedia 🖨️ 📧 📄 📧

Indirizzo <http://www.re-angionet.it/index.asp> Vai Collegamenti >>

[home](#)
[chi siamo](#)
[forum](#)
[area studi](#)
[contatti](#)



U.O. ANGIOLOGIA

Reggio Emilia



link utili

- > **Linkey IT srl**
www.linkey.it
- > **Yahoo !**
www.yahoo.it
- > **Google**
google.com

chi siamo



La Struttura Semplice Dipartimentale di Angiologia Medica accerta e cura le malattie circolatorie periferiche in regime ambulatoriale, Day Hospital e Degenza Ordinaria [\[continua...\]](#)

U.O. ANGIOLOGIA
Viale Risorgimento 80 - 42100 Reggio Emilia
C.F. e P. IVA 01614660353

forum



Partecipa al forum di RE-Angionet ...

> ACCEDI AL FORUM

[PAZIENTI](#) || [MEDICI](#)

area studi



L'Area Studi di RE-Angionet è riservata ai medici ...

> LOGIN

Username:

Password:

[home](#) | [chi siamo](#) | [forum](#) | [area studi](#) | [contatti](#) |

info@re-angionet.it
 Copyright© RE-Angionet

Internet


PARMA ... Az. Osp... PARMA 5.0 RE-ANGI... sito re-a... RE-ANG... 11:44

Studi Spontanei

Studi Sponsorizzati

In atto

In Progress

In atto

In Progress

Data Base

TVP/EP, TVV (OVCR)
RIETE, LAC
TV in SPLENECTOMIA (in corso di pubblic)
PAD

TVP/EP

Todi (in corso di pubblic.)
Prolong Plus

DULCIS (Landini)
SCOPE (Ugolotti)
CUS in EC (RIAN)
FAMILIARITA' e TEV (Ugolotti)

Einstein-DVT
Einstein-PE
Amplify (Landini)
Adopt (Corradini)
Renovate (Corradini)

Hokusai

TVS

Steflux (Landinii)

PAOD

FA

Aristotle (Iotti)

Biologia Molecolare

TVV e EPN
FV e TEV

Ulcere Vascolari

Elasto compressione

2008

- 1) [Comparison of idraparinux with vitamin K antagonists for prevention of thromboembolism in patients with atrial fibrillation: a randomised, open-label, non-inferiority trial.](#)
Amadeus Investigators, Bousser MG, Bouthier J, Büller HR, Cohen AT, Crijns H, Davidson BL, Halperin J, Hankey G, Levy S, Pengo V, Prandoni P, Prins MH, Tomkowski W, Torp-Pedersen C, Wyse DG. Lancet. 2008 Jan 26;371(9609):315-21.
- 2) [Serial 2-point ultrasonography plus D-dimer vs whole-leg color-coded Doppler ultrasonography for diagnosing suspected symptomatic deep vein thrombosis: a randomized controlled trial.](#)
Bernardi E, Camporese G, Büller HR, Siragusa S, Imberti D, Berchio A, **Ghirarduzzi A**, Verlato F, Anastasio R, Prati C, Piccioli A, Pesavento R, Bova C, Maltempi P, Zanatta N, Cogo A, Cappelli R, Bucherini E, Cuppini S, Noventa F, Prandoni P; Erasmus Study Group. JAMA. 2008 Oct 8;300(14):1653-9.
- 3) [Predictive variables for major bleeding events in patients presenting with documented acute venous thromboembolism. Findings from the RIETE Registry.](#)
Ruíz-Giménez N, Suárez C, González R, Nieto JA, Todolí JA, Samperiz AL, Monreal M; RIETE Investigators. Thromb Haemost. 2008 Jul;100(1):26-31.
- 4) [Efficacy and safety of the oral direct factor Xa inhibitor apixaban for symptomatic deep vein thrombosis. The Botticelli DVT dose-ranging study.](#)
Botticelli Investigators, Writing Committee, Buller H, Deitchman D, Prins M, Segers A. J Thromb Haemost. 2008 Aug;6(8):1313-8.
- 5) [Current diagnosis of pulmonary embolism in Spain: ventilation-perfusion lung scan versus helical CT. Findings from the National Health Service and RIETE Registry](#)
Montes-Santiago J, Lado Castro-Rial M, Guijarro Merino R, San Román Terán CM, Fernández-Capitán C, García-Bragado F, Monreal M; Grupo RIETE. Med Clin (Barc). 2008 Apr 26;130(15):568-72.

2009

1) [The long-term risk of cancer in patients with a first episode of venous thromboembolism.](#)

Douketis JD, Gu C, Piccioli A, Ghirarduzzi A, Pengo V, Prandoni P. J Thromb Haemost. 2009 Apr;7(4):546-51.

2) [Use of D-dimer testing to determine duration of anticoagulation, risk of cardiovascular events and occult cancer after a first episode of idiopathic venous thromboembolism: the extended follow-up of the PROLONG study.](#)

Cosmi B, Legnani C, Tositto A, Pengo V, Ghirarduzzi A, Alatri A, Prisco D, Poli D, Tripodi A, Palareti G. J Thromb Thrombolysis. 2009 Nov;28(4):381-8.

3) [Residual thrombosis on ultrasonography to guide the duration of anticoagulation in patients with deep venous thrombosis: a randomized trial.](#)

Prandoni P, Prins MH, Lensing AW, Ghirarduzzi A, Ageno W, Imberti D, Scannapieco G, Ambrosio GB, Pesavento R, Cuppini S, Quintavalla R, Agnelli G; AESOPUS Investigators. Ann Intern Med. 2009 May 5;150(9):577-85.

4) [Parnaparin versus aspirin in the treatment of retinal vein occlusion. A randomized, double blind, controlled study.](#)

Ageno W, Cattaneo R, Manfredi E, Chelazzi P, Venco L, Ghirarduzzi A, Cimino L, Filippucci E, Ricci AL, Romanelli D, Incorvaia C, D'Angelo S, Campana F, Molfino F, Scannapieco G, Rubbi F, Imberti D. Thromb Res. 2009 May 26.

5) Treatment of venous thromboembolism in patients with cancer: Guidelines of the Italian Society for Haemostasis and Thrombosis (SISET).

Imberti D, Di Nisio M, Donati MB, Falanga A, Ghirarduzzi A, Guarneri D, Piovella F, Santoro RC, Baldini E, Zampogna S; Italian Society for Thrombosis and Haemostasis. Thromb Res. 2009 Nov;124(5):e32-40.

6) Bolus tenecteplase for right ventricle dysfunction in hemodynamically stable patients with pulmonary embolism.

Becattini C, Agnelli G, Salvi A, Grifoni S, Pancaldi LG, Enea I, Balsemin F, Campanini M, Ghirarduzzi A, Casazza F; for the TИPES Study Group. Thromb Res. 2009 Oct 13.

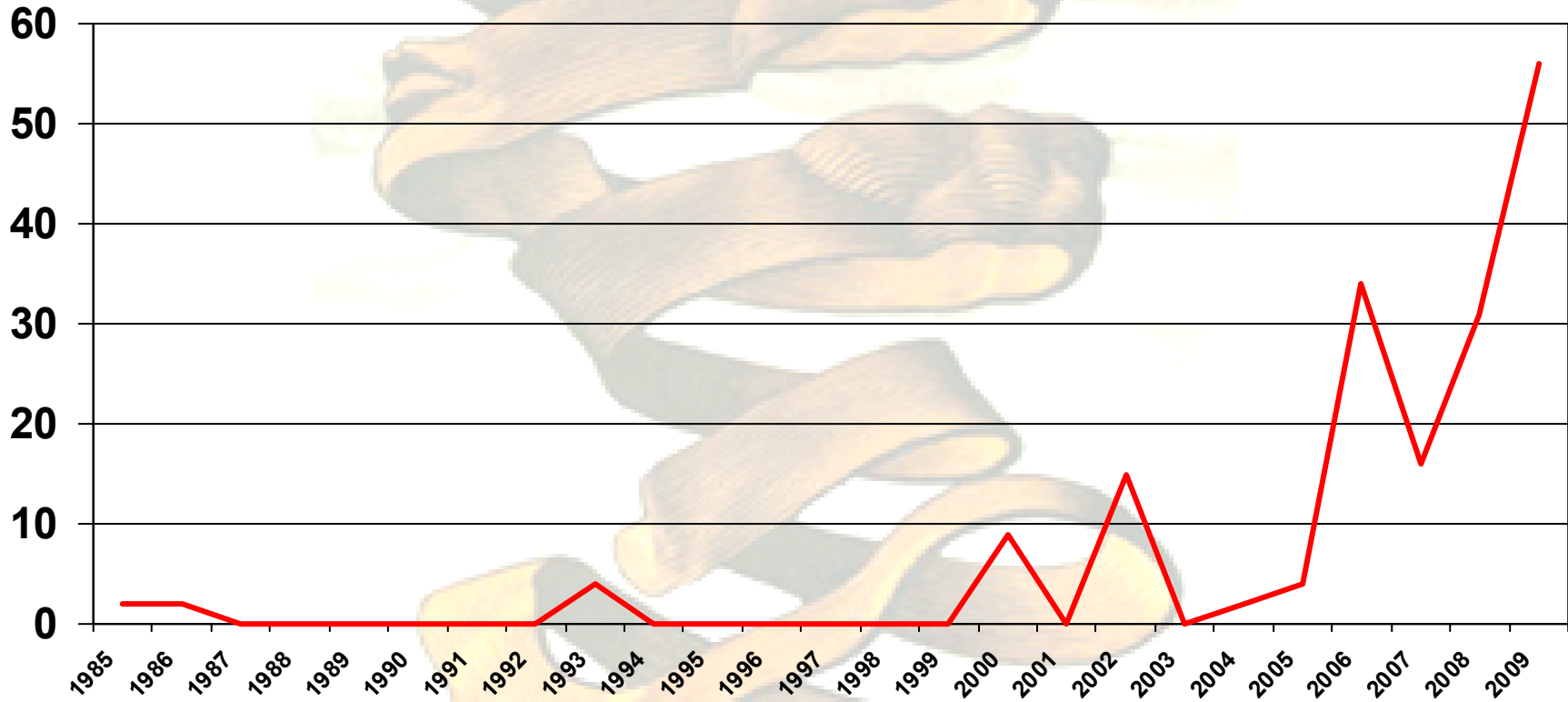
7) Residual Venous Obstruction and D-dimer as risk factors for recurrence after anticoagulation withdrawal for a first idiopathic deep vein thrombosis in the Prolong Study.

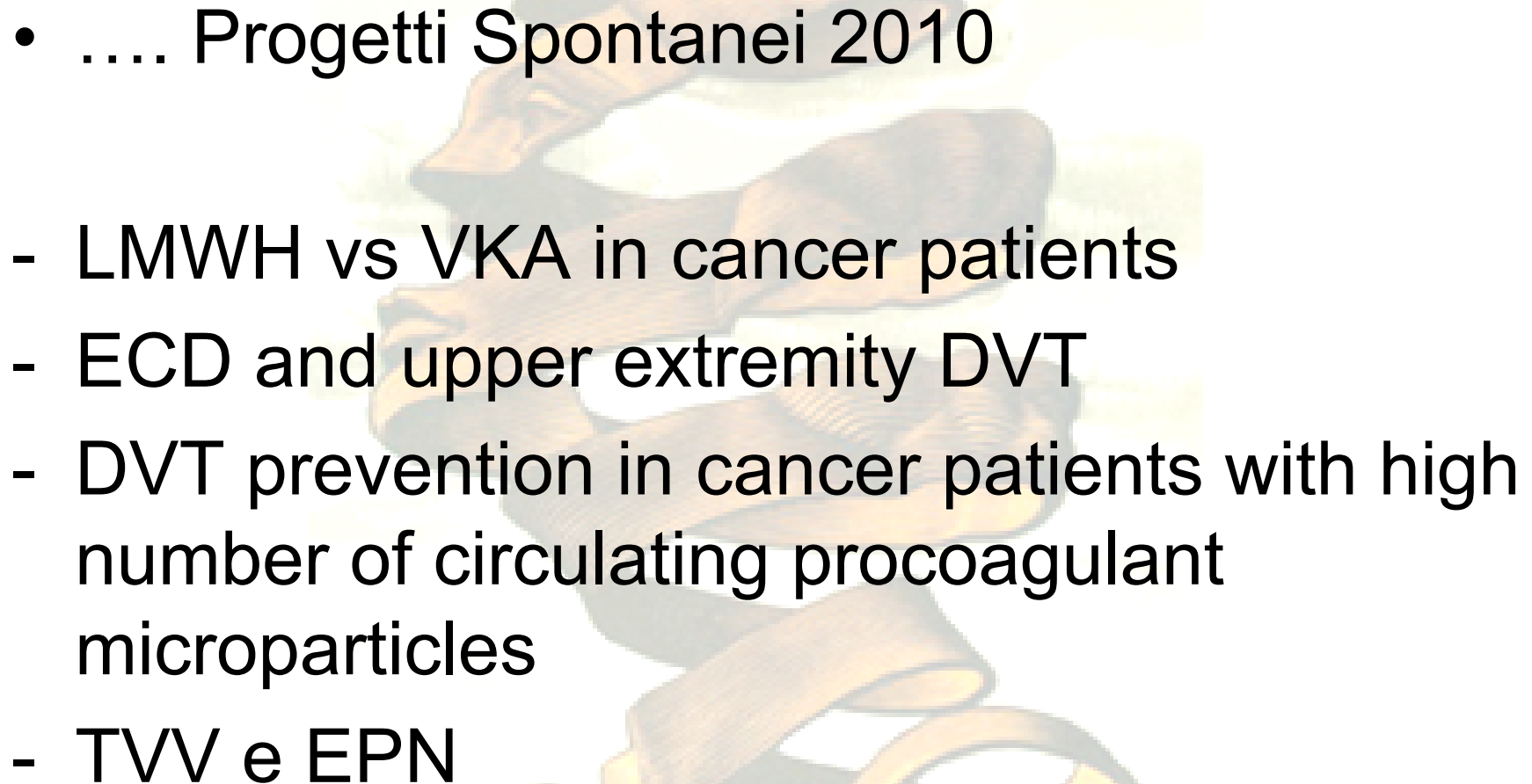
Cosmi B, Legnani C, Iorio A, Pengo V, Ghirarduzzi A, Testa S, Tripodi A, Palareti G. Eur Journal of Vascular and Endovascular Surgery

8) Usefulness of repeated D-dimer testing after stopping anticoagulation for a first episode of unprovoked venous thromboembolism; the prolong II prospective Study


Cosmi B, Legnani C, Tosetto A, Pengo V, Ghirarduzzi A, Testa S, Prisco D, Poli D, Tripodi A, Mrongiu F, Palareti G. Blood 2009

SSD Angiologia Impact factor = circa 170



- 
- Progetti Spontanei 2010
 - LMWH vs VKA in cancer patients
 - ECD and upper extremity DVT
 - DVT prevention in cancer patients with high number of circulating procoagulant microparticles
 - TVV e EPN

SIAPAV®

The logo graphic for SIAPAV consists of two curved, overlapping shapes. The top shape is blue and the bottom shape is red, together forming a stylized 'X' or a cross-like symbol.

SISSET



AIUC



Grazie per l'attenzione – ghirarduzzi.angelo@asmn.re.it